



# Illinois Solar for All: Rooftop Solar Challenges, New Opportunities

# Illinois Solar for All



# Income Threshold

## 80% Area Median Income



Illinois Solar for All

### Maximum Income for Households to be Eligible for Illinois Solar for All

Effective 9/1/22

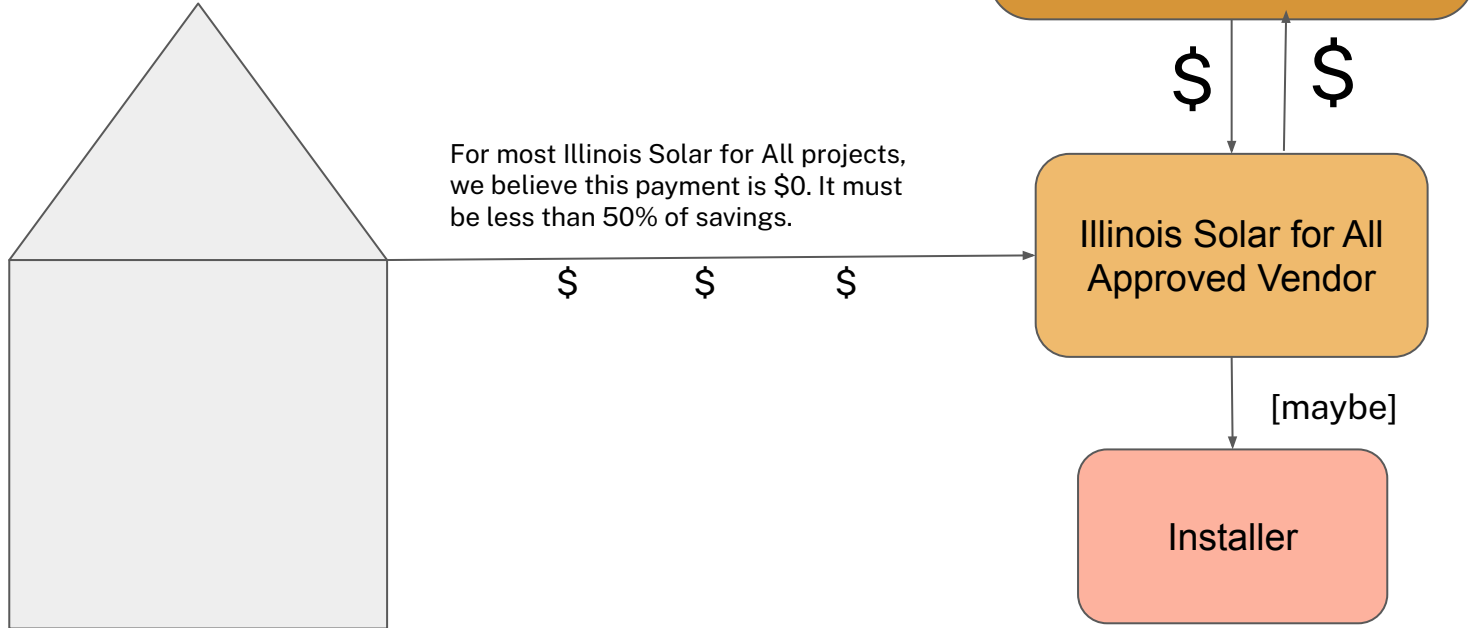
	1	2	3	4	5	6	7	8
Adams County	\$44,450	\$50,800	\$57,150	\$63,500	\$68,600	\$73,700	\$78,750	\$83,850
Alexander County	\$39,900	\$45,600	\$51,300	\$56,950	\$61,550	\$66,100	\$70,650	\$75,200
Winnebago County (Rockford, IL MSA)	\$45,100	\$51,550	\$58,000	\$64,400	\$69,600	\$74,750	\$79,900	\$85,050
Boone County (Rockford, IL MSA)	\$40,700	\$46,700	\$52,700	\$58,700	\$64,700	\$70,700	\$76,700	\$82,700
Brown County	\$49,800	\$56,900	\$64,000	\$71,100	\$76,800	\$82,500	\$88,200	\$93,900
Bureau County	\$44,000	\$50,250	\$56,550	\$62,800	\$67,850	\$72,850	\$77,900	\$82,900
Calhoun County (St. Louis, MO-IL HUD Metro FMR Area)	\$53,150	\$60,750	\$68,350	\$75,900	\$82,000	\$88,050	\$94,150	\$100,200

Size of System (kW)	7	
kwh/kw	1200	
Annual Production (1,300 kwh/kw)	8400	
DG Degradation Rate	0.05%	
Energy offset value (\$/kWh)	\$0.12	
Year 1 Value of Solar Generation	\$1,008	
RECs Generated	126.00	
REC Price	180.67	175.23
	^Ameren	^ComEd

Cost per kW	\$3,250	
Cost of Solar	\$22,750	
Less Tax Credits / Incentives		
Investment Tax Credit	30%	\$6,825
Energy Community ITC Bonus	10%	\$2,275
Domestic Content ITC Bonus	10%	\$2,275
ITC Low Income Bonus (Allocated)	10%	\$2,275
Electrical Upgrades Rebate	\$4,000.00	\$4,000
Illinois Solar for All REC Incentive	\$22,764	\$22,079

# Current Illinois Solar for All Program

Illinois Solar for All Approved Vendors create lease or Power Purchase Agreement to “own” system and monetize credits and incentives



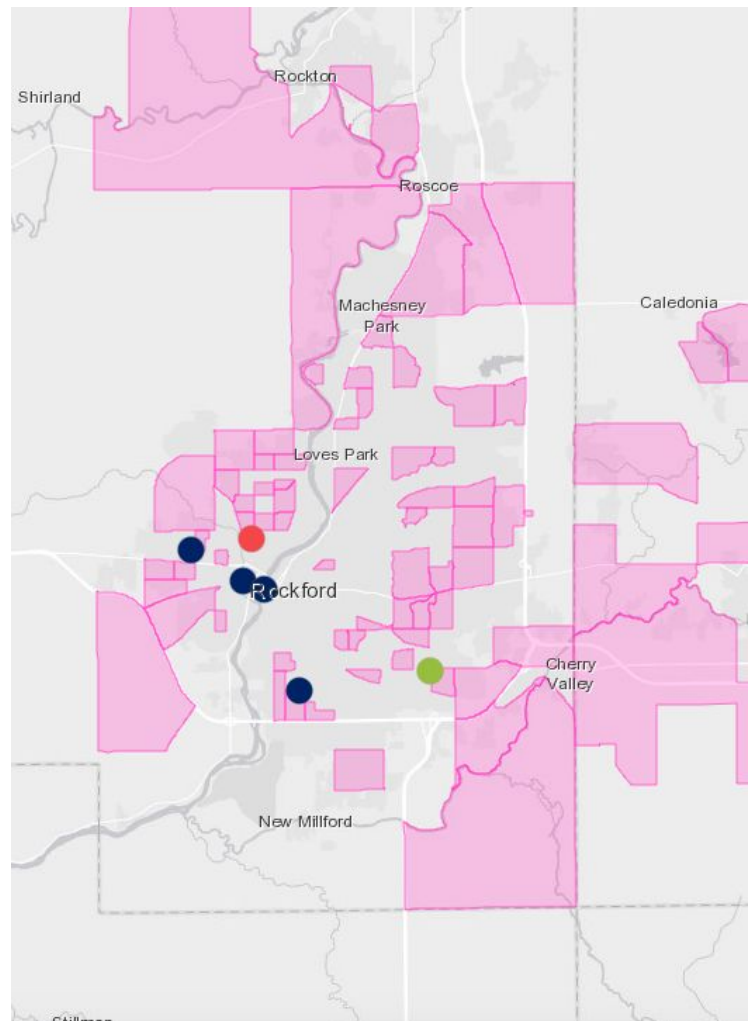
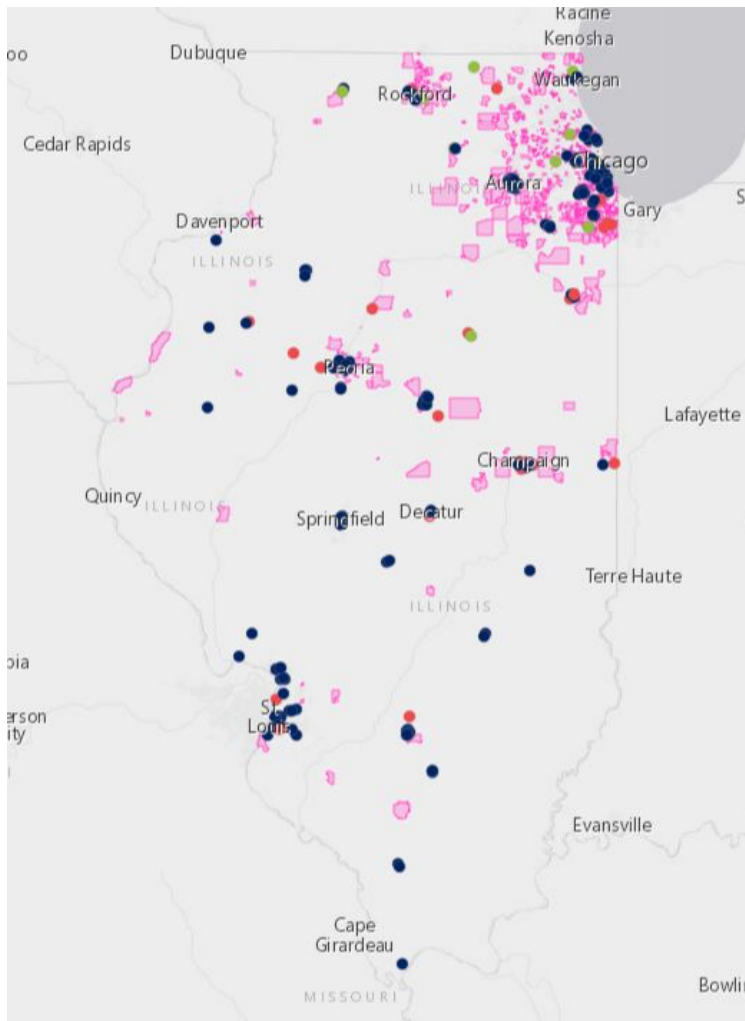


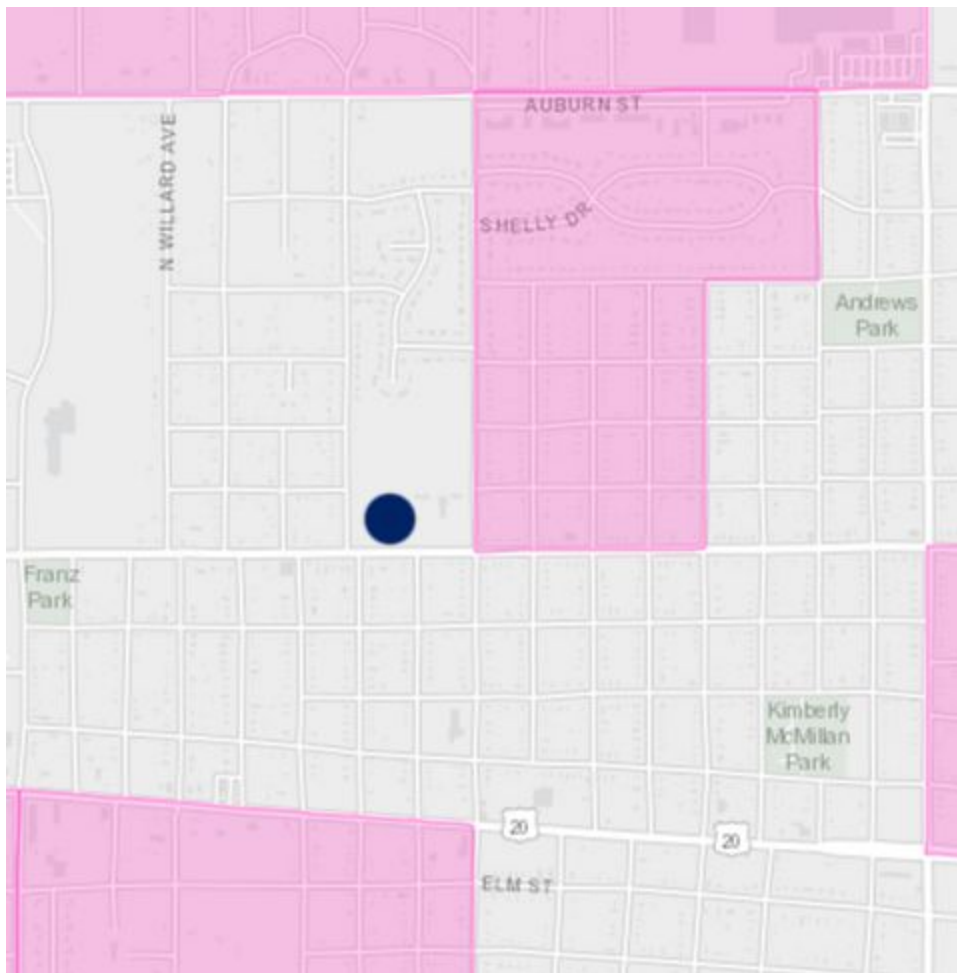
<b>Pre-Approval</b>	1. Submitted	2. Eligible	3. Ineligible or Withdrawn	
Number of Projects	45	9	21	
System AC Capacity (in kW)	358 kW	67 kW	165 kW	
Incentive Value (in millions of dollars)	\$1.10 MM	\$0.24 MM	\$0.52 MM	
<b>Approved Projects</b>	4. Selected	5. Under Development	6. Final Review	7. Complete
Number of Projects	55	136	1	0
System AC Capacity (in kW)	363 kW	962 kW	3 kW	
Incentive Value (in millions of dollars)	\$1.26 MM	\$3.27 MM	\$0.01 MM	
<b>Program Totals</b>	Total Number of Projects Submitted in Program Year	Total number of Approved Projects for Program Year	Program Year Budget	Remaining Budget
Number of Projects	267	192		
System AC Capacity (in kW)	1,918 kW	1,328 kW		
Incentive Value (in millions of dollars)	\$6.40 MM	\$4.54 MM	\$27.38 MM*	\$22.84 MM**

## 2023-2024 Received ILSFA Residential Solar (Small) Project Submissions

<b>Pre-Approval</b>	<b>1. Submitted</b>	<b>2. Eligible</b>	<b>3. Ineligible or Withdrawn</b>	
<b>Number of Projects</b>	118	2	12	
<b>System AC Capacity (in kW)</b>	886 kW	14 kW	122 kW	
<b>Incentive Value (in millions of dollars)</b>	<b>\$3.06 MM</b>	<b>\$0.04 MM</b>	<b>\$0.43 MM</b>	
<b>Approved Projects</b>	<b>4. Selected</b>	<b>5. Under Development</b>	<b>6. Final Review</b>	<b>7. Complete</b>
<b>Number of Projects</b>	77	1188	5	12
<b>System AC Capacity (in kW)</b>	574 kW	8,818 kW	42 kW	105 kW
<b>Incentive Value (in millions of dollars)</b>	<b>\$1.91 MM</b>	<b>\$29.17 MM</b>	<b>\$0.17 MM</b>	<b>\$0.39 MM</b>



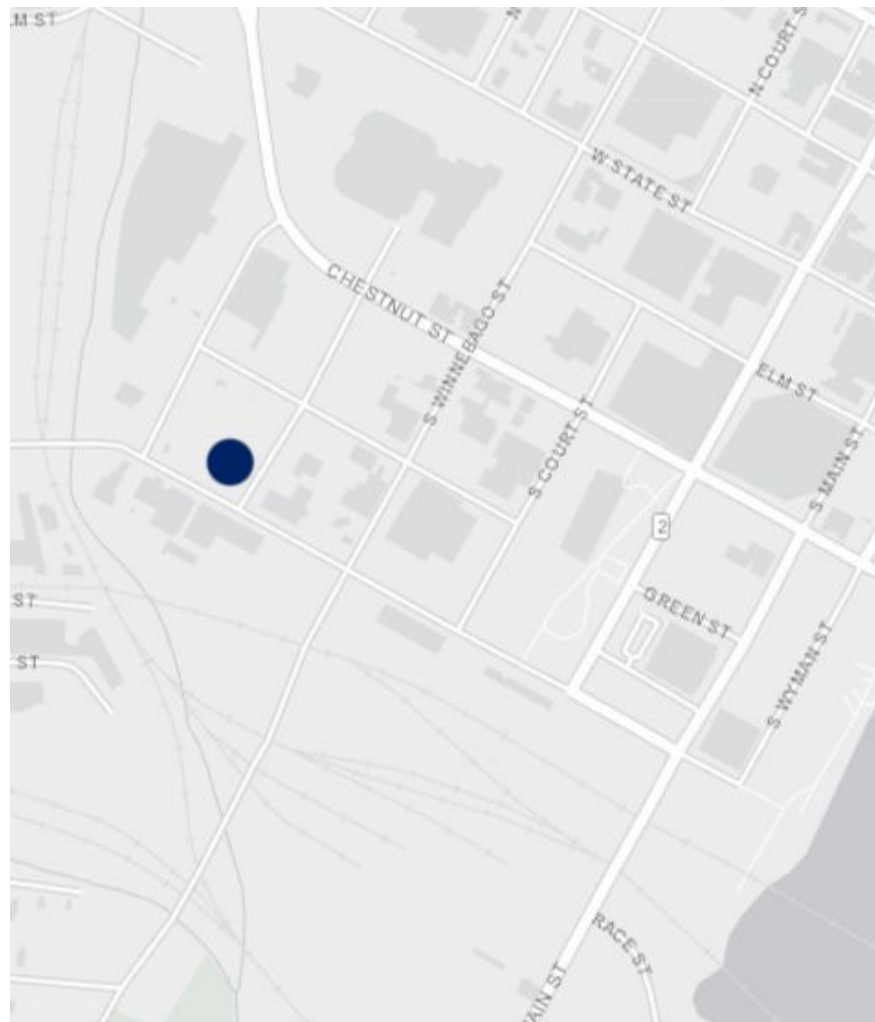




**ApprovedProjects\_Import\_20240329\_1548**

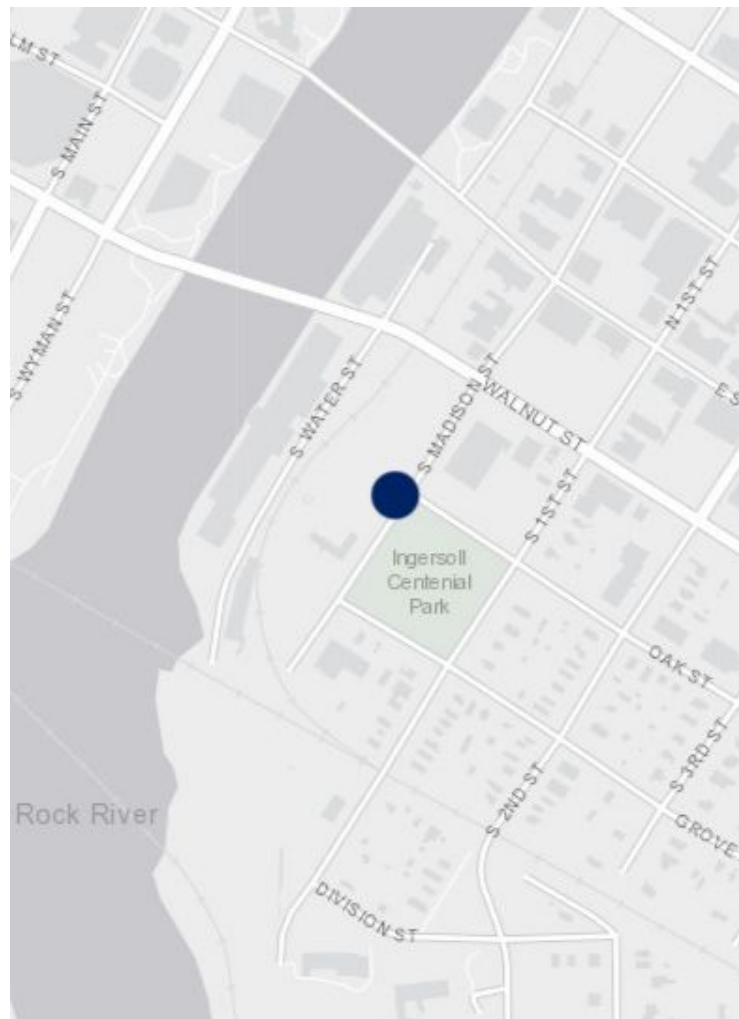
Approved Vendor (IPA)	Central Road Energy LLC
Date of System Energization	6/21/2023
Environmental Justice Community	No
Incentive Value	258,121.92
Low Income Census Tract	Yes
Number of RECs (CS) (P1F)	2,164
Part II Eligibility Approved	7/14/2023
Project Size (AC kW) (P1F)	99.90
Project Year	2021-2022

[Zoom to](#) ...

An information popup window titled "ApprovedProjects\_Import\_20240329\_1548" is overlaid on the map. The popup contains the following data:

Approved Vendor (IPA)	Windfree, Wind + Solar Energy Design Company
Date of System Energization	10/4/2023
Environmental Justice Community	No
Incentive Value	136,329.60
Low Income Census Tract	Yes
Number of RECs (CS) (P1F)	1,320
Part II Eligibility Approved	12/7/2023
Project Size (AC kW) (P1F)	50.00

[Zoom to](#) ...



**ApprovedProjects\_Import\_20240329\_1548**

Approved Vendor (IPA)	Rock River Solar, LLC
Date of System Energization	
Environmental Justice Community	Yes
Incentive Value	945,191.74
Low Income Census Tract	Yes
Number of RECs (CS) (P1F)	9,811
Part II Eligibility Approved	
Project Size (AC kW) (P1F)	420.00
Project Year	2021-2022

[Zoom to](#) ...

**FIRST ALERT**

Flash Flood Warning  
for  
Rockford  
Area



**ROCKFORD**  
**SOLAR FOR ALL**

**23** 78°  
NEWS 8:04

**FIRST ALERT** Until 12:00 AM Wednesday...Flash Flood Warning for... Northeastern Clinton Co



# Two Primary Issues

## **Not enough Approved Vendors.**

The residential subprogram only has two companies (i.e. Approved Vendors) currently offering Illinois Solar for All. Lacks statewide presence. Lacks opportunities for small and emerging businesses.

## **Not enough qualifying customers.**

Finding a customer that meets all of the criteria and owns a home ready for rooftop solar is a challenge.





**PILOT 1**

**Home Repairs and  
Upgrades Proposal**

**PILOT 2**

**Bright Neighborhood  
Proposal**

Statewide Programs .....	5
US Department of Agriculture (USDA), Single Family Housing Repair Loans and Grants.....	5
Illinois Homeowner Assistance Fund Home Repair Program (HAFHR) .....	6
Home Rehabilitation Accessibility Program (HRAP) .....	6
Areas with Available HRAP Funding: .....	7
Bloomington .....	7
Macomb.....	8
Community Contacts Inc. (Kane County) .....	8
Habitat for Humanity (DuPage County).....	9
Habitat for Humanity (McHenry County).....	9
North Central Illinois Council of Governments – Housing Rehabilitation Program (Marshall, Bureau, Putnam, LaSalle, and Grundy County) .....	10
North West Housing Partnership (Cook, DuPage, and Kane County) .....	10
Project NOW (Henry, Mercer, and Rock Island County).....	11
Rock Island Economic Growth Corporation (Rock Island, Whiteside, Carroll, and Ogle County) .....	11
Community Development Block Grant (CDBG) for Housing Rehabilitation.....	12
Arlington Heights – Single Family Rehabilitation Loan Program.....	12
Aurora – The Safety First Program.....	12
Aurora – Safe at Home Program .....	13
Berwyn – Single Family Rehab Program .....	14
Bloomington .....	14
Cicero – Home Repair Program.....	14
Dekalb – Housing Rehabilitation Assistance Program .....	15
Des Plaines – Emergency Repair Program .....	16
Evanston – Housing Rehabilitation Program.....	16



<https://www.illinoisfa.com/app/uploads/2023/07/Home-Repairs-and-Upgrades-External-Funding-List.pdf>

# COMPREHENSIVE APPROACH

The State's GGRF Solar for All proposal will address several market gaps identified by stakeholders that are inhibiting effective Solar for All deployment or the achievement of equitable outcomes in the State's existing solar and related programs.

## SUPPORTING PROJECTS

GRANTS

Enabling Upgrades



Energy Storage



ILSFA Community Solar Expansion



ILSFA Residential Solar Expansion



LOANS

Community-Driven Community Solar



Standard Offer Lease-to-Own



Energy Sovereignty Loan



## SUPPORTING DISADVANTAGED BUSINESSES

GRANTS

LOANS

Working Capital



## REDUCING BARRIERS

GRANTS

SolarAPP+ Implementation



Bright Neighborhoods Pilot



Contractor Portal



# Thank you

John Delurey

[john@votesolar.org](mailto:john@votesolar.org)

[www.votesolar.org](http://www.votesolar.org)

